



Every patient's image is interpreted by a fellowship-trained breast radiologist. This higher level of expertise means patients receive precise, accurate results they can trust.

# Breast Imaging

At MD Anderson, we are committed to taking a comprehensive team-based approach to caring for breast patients — from breast screening through diagnosis, treatment and survivorship.

We have one of the largest breast imaging programs in the nation, including more than 35 fellowship-trained breast radiologists, highly trained technologists, and a dedicated group of nurse navigators all focused on the care of our patients.

## Where you send your patient first matters.

MD Anderson has an unmatched depth of expertise in breast health. Our team has extensive training in performing mammograms and interpreting images of the breast.

When there is a diagnosis of breast cancer, our clinicians collaborate with our subspecialized teams to ensure your patient receives a treatment plan tailored to their unique needs. This vast experience translates to a more precise diagnosis and accurate staging of each patient's disease, resulting in fewer scans.

- Screening and diagnostic mammography with 3-D Tomosynthesis
- Breast MRI
- Breast ultrasound
- Molecular breast imaging
- Cytopathology on-site
- Breast biopsy, including stereotactic, ultrasound and MRI
- Preoperative localization, including Savi Scout and Magseed
- Bone densitometry (DXA)



Watch how MD Anderson's Multi-Team Clinic enables breast cancer patients to meet with their radiation oncologist, medical oncologist, surgeon and other specialists at their first appointment.



**One in three** breast imaging patients received a **change in imaging recommendation** after coming to MD Anderson for a second opinion.



## Real-time results

Real-time results are made available to patients **at the time of their appointment** for all breast screening and diagnostic examinations.

THE UNIVERSITY OF TEXAS  
**MD Anderson  
Cancer Center**

Making Cancer History®

# Breast Imaging

## Connect with us

### A safer environment

Keeping our patients and workforce safe has always been our top priority. We continue to proactively implement measures to ensure the safety of patients on all of our campuses. To learn more about our response to COVID-19, visit our [Coronavirus Precautions](#) page.

### Imaging care team

For information about our breast imaging faculty and staff, visit our [directory](#).

### Cancer center locations

When you refer to MD Anderson, your patients will receive the highest level of care in a safe, compassionate environment. We provide breast imaging at multiple locations across Houston, making it easy and convenient for your patients, including:

- Julie and Ben Rogers Breast Diagnostic Clinic (Texas Medical Center)
- MD Anderson League City
- MD Anderson The Woodlands
- MD Anderson West Houston Diagnostic Imaging

Learn more about each of our [locations](#) and their offerings to find the most convenient one for your patient.

### Patient referrals

Our [Referring Provider Team](#) is dedicated to assisting health care providers with the following:

- Referrals to any MD Anderson center or location
- Continuous follow-up on the status of referrals
- Answers to questions about patient access procedures
- Support with our online physician portal

### Physician portal

Our secure, HIPAA-compliant portal is available for health care providers to take an active role in managing patient care at MD Anderson. After creating a [myMDAnderson for Physicians](#) account, you can:

- Access patient appointment schedules
- Access transcribed patient reports and results
- Receive notifications regarding referral status and results
- Easily update your profile and contact information



Health Care Provider Resource Center




**Annual breast screening mammograms are recommended at age 40.**


To learn more about higher risk screening guidelines, visit our [Clinical Practice Algorithms](#) page.


**To schedule a patient for diagnostic imaging, we have the following methods:**

#### Patient self-schedule


 Phone: 844-240-7092


#### Diagnostic imaging order form

 Fax: 713-792-3227

 Email: [nursenavigatorsfax@mdanderson.org](mailto:nursenavigatorsfax@mdanderson.org)

### Referring Provider Team

 Phone: 877-632-6789

 Fax: 713-563-2449

Monday-Friday: 8 a.m.-11 p.m.  
Saturday-Sunday: 8 a.m.-7 p.m.

[physicianreferrals@mdanderson.org](mailto:physicianreferrals@mdanderson.org)

**Learn more about how to [refer a patient](#).**

THE UNIVERSITY OF TEXAS

**MDAnderson  
Cancer Center**

Making Cancer History®